



VICTORY GARDEN 101
Using Your Vertical Space
May 5th at 7 p.m., online
Register online at sedgwick.ksu.edu/events
K-STATE | Sedgwick County
Research and Extension

Victory Garden 101 Plan

- Apr. 7: Preparing Your Garden Site & Soil
- Apr. 14 – Basic Garden Planning for Success
- Apr. 21 – Grow Your Own Salad
- Apr. 28 – Tips for Great Tomatoes
- **Today – Using Your Vertical Space**
- May 12 – Water, Weather & Weeds
- May 19 – Common Insect Problems
- May 26 – Common Disease Problems

K-STATE | Sedgwick County
Research and Extension



Why Grow Vertical?



Grow vegetables that need trellising

K-STATE | Sedgwick County
Research and Extension

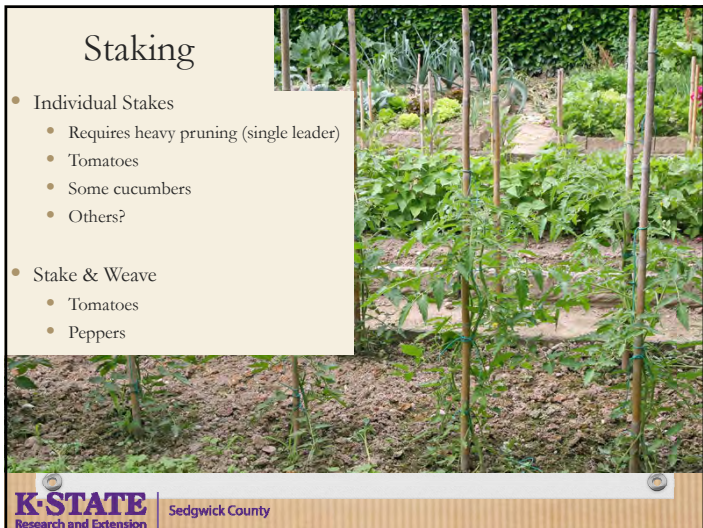
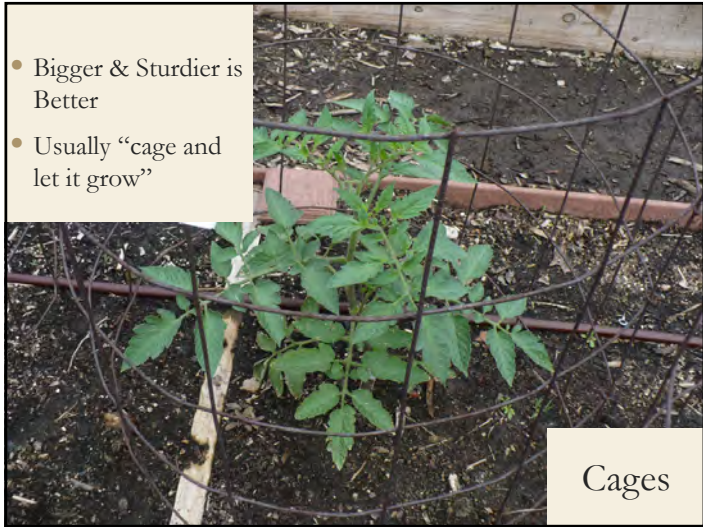


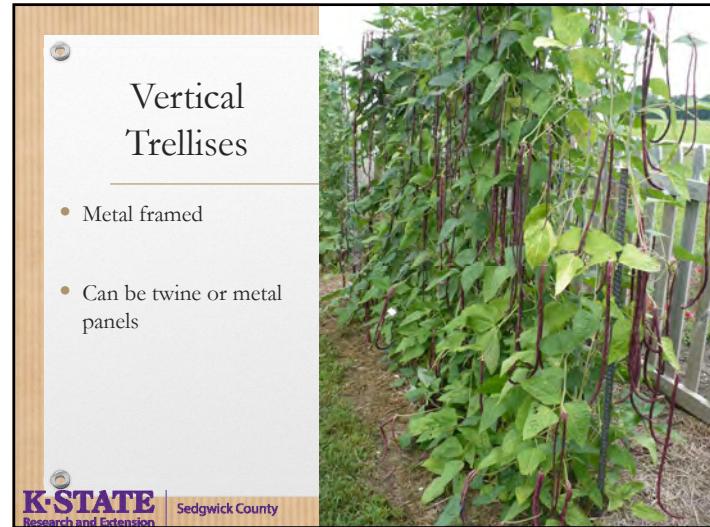



Methods of Going Vertical

- Cages
- Staking
- Teepee type trellises
- Vertical twine or metal
- A-Frame

K-STATE Research and Extension Sedgwick County







Cattle Panel

- Metal fencing
- 50" x 16'
- Cost \approx \$20



K-STATE Research and Extension Sedgwick County

Trellis adds
48 sq. ft.!



K-STATE Research and Extension Sedgwick County

Construction


- With bolt cutters, cut panel in half
- Secure two halves at top with strong cable ties
- Set up vertically



K-STATE | Sedgwick County
Research and Extension

Construction


- Measure width at second rung
- Using table saw, cut PVC pipe to match width, saw 1 1/2" notch at each end



K-STATE | Sedgwick County
Research and Extension

Panel Installation


- Place bottom sections (4-6 feet apart)
- Poke bottom wires of panels into soil
- If using side-by-side panels, secure together with cable ties



K-STATE | Sedgwick County
Research and Extension

Plant Selection Criteria

- Vining habit
- Produce size/weight



Maybe Not!

K-STATE | Sedgwick County
Research and Extension

Plant Selection

Good Choices <ul style="list-style-type: none">• Cucumbers• Pole Beans & Peas• Cantaloupe• Winter Squash• Other Melons	Not So Good Choices <ul style="list-style-type: none">• Watermelon?• Summer Squash• Some Pumpkins
---	--

K-STATE Sedgwick County
Research and Extension



K-STATE Sedgwick County
Research and Extension



K-STATE Sedgwick County
Research and Extension




K-STATE Sedgwick County
Research and Extension



Growing Tips

- Support maturing fruits
- Train growing vines through panels



K-STATE Sedgwick County
Research and Extension





Questions?

- For More Information:
 - Master Gardener Hotline
 - sgemghortline@gmail.com - preferred
 - 316-660-0190
 - M-F, 9-12 and 1-4
 - Walk-In Clinic (not right now, but eventually)
 - Extension E-Newsletter
 - Text: EXTENSION to 42828
 - Horticulture Information Center:
 - <http://hnr.k-state.edu/extension/info-center/>

K-STATE
Research and Extension | Sedgwick County

Social Media

- Facebook Page: <http://facebook.com/sedgwickextension>
- Facebook Group: <https://www.facebook.com/groups/victorygarden101/>
- Instagram: @ksresedgwickco
- The Demo Garden blog:
<http://thedemogarden.org>

K-STATE
Research and Extension | Sedgwick County